

Idea

Home cinema / bed office
tool / designobject

Working title is
Slacker 1.0



We both live in tiny homes,
therefore our bed living becomes
multi purpose.

We imagined a product shot of the design
object in bed, because that is the area of
use, and because we believe it would work
as a fun setting to shot in.



Love



Materials

1. Discarded shelf
(material you like and size you prefer)



2. 4 m rope



1. Drill holes

2. Dowel / Pencil / or ?



tools

1. Jigsaw (because you can tilt it to make diagonal cuts)



1. Braid rope




2. Drill

3. Drill bits




Now To Make It

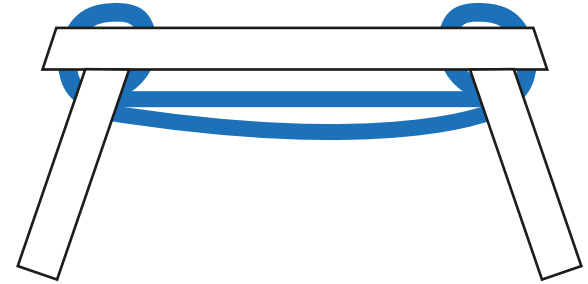
1. Saw



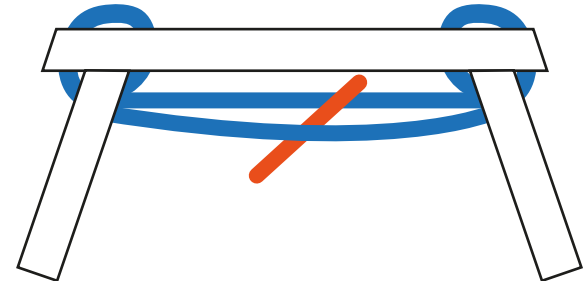
3. Drill holes



3. Braid rope



4. Add stick / pencil /



ONLY a muck up




We don't have a bed in our studio. Here Kasper is trying it out sitting on the floor.

The final one we will make smaller and in white board.



Our intentions is that it can hang on the wall when not in use

When trying it out we discovered it can also be carried on the bag.



Turning the stick around on the bottom you fasten the structure